

International Congress for Guppy High-Breeding



I · K · G · H

(revision agreed from IKGH Congress in Slovakia in 2018)

and

8 Supplements

2020 version

INDEX AND PREAMBLE

This document has been composed directly from the previous master [copy](#), with alterations [composed from the proposals agreed at the workshop meeting in Nuremberg November 2019 and the resulting membership vote](#). This document is now the master version, in the English language, from which all translations must be made and from which all future changes must be made. The [index](#) numbering system must be universal with all translations to make reference easier and clearer.

Page 2	Introduction	
Page 5	International High - Breeding Standard (IHS)	
Page 37	Supplement 1	Standard Forms (Male guppies)
Page 38	Supplement 2	Check and review policy
Page 39	Supplement 3	Colour standards and Categories of Tail shape types
Page 44	Supplement 4	Principles for the execution of the European Championship for Guppy breeders, and International Guppy Shows (Trios)
Page 58 Page 59 Page 64 Page 65	Supplement 5	Invitation Example International Observer form Entry Form Example Standard form to record details of dead and sick guppies, and disqualified entries.
Page 66	Supplement 6	IKGH rules / House rules
Page 72	Supplement 7	Principles for the execution of the European Championship and International Displays of Guppy Pairs
Page 73	Supplement 8	Assessment of Female guppy and matching

Dear Friends and Guppy Breeders,

Between the two wars, the guppy enthusiasts organised competitions to show the variability of the guppy. Most participants were not familiar with the “rules“, as the judges just before the beginning of each show decided them.

After the breeding to produce several standard forms and the formation of Guppy breeder associations, people started to realise that standard rules were required for the organizing of international Guppy shows. To give a show credibility, the rules had to be balanced with the correct attention to the small details and/or other criteria, in addition there should be parity between the various judges by agreeing to use the same standard for each form.

Dr. O. M. Störzbach recognized the genetic possibilities for further development of the Guppy and created a standard text that corresponded not only to all these requirements, but also to being the basis for the systematic Guppy high-breeding - as we still know it today.

This standard work became the accepted standard form of the guppy associations of different countries, but then they each modified and considerably altered the rules according to their own discession.

With the increasing international collaboration, especially in the European Championship, it became the wish of all participants that a uniform standard be determined for all to use.

So in 1981, through the initiative of the Austrian Guppy Group, the International High-Breeding Standard (IHS'81) was introduced. In the course of time additions and amendments were voted for. These changes also included the principles for the execution of the European Championship and other International Guppy Displays for the guppy breeder. In addition was the establishment of the International Congress Guppy High-Breeding (Internationales Kuratorium Guppy-Hochzucht - IKGH).

As a result of different interpretations, every now and then compromises had to be made. The IHS was looked at and modification to the Störzbach standard resulted. It also became necessary in order to avoid an excessive breeding of single features that would otherwise result in over development, to remain within agreed standards of an aesthetic size.

A revision of the 'International High-Breeding Standards 2004' was made in accordance with the decisions of the IKGH conference of November 2009, which were held in Hasselt (Belgium) and amended in 2014 to change the assessment of the female guppies for pairs shows. The next revision was made with the decisions of the IKGH conference of November 2014, which was held in Bielsko-Biala (Poland). This new latest version includes the decisions of the November 2018 meeting in Banska Bystrica (Slovakia).

The European Championship contest is in fact three competitions - one for each category of the Broad tail Guppies, the Sword tail Guppies and the Short tail Guppies. This is both for a Pairs Competition and a Trio Competition (which is regarded as the "premier league" of guppy shows). Thus a total of 6 competitions per show season. Competitors must have their highest scores (in each category that they have entered) added from 4 EC shows to calculate the winners of the competition. Each receives a winners trophy.

The European Championship is a 'Championship of European guppy breeders' competition therefore excludes none Europeans.

However, anyone in the world is accepted and indeed welcomed at the European shows. They can still win the classes, and even the show, all as would be normally expected. However, when the points are processed afterwards for each breeder in the European Championship, none Europeans will be excluded.

There will now be two more competitions, calculated from the same show. We shall have an IKGH Asian Championship and also an IKGH Americas or Western Hemisphere Championship.

When we process the points from an EC show, there will be one list of European breeders, one list of Asian Breeders and another list of Americas / Western Hemisphere breeders. Three competitions from one show.

For the none Europeans :

- 1 All breeders will still have to enter 4 shows to have the points added from the minimum of 4 shows to be considered as a winner of the competition.
- 2 Participants must be members of an IKGH member Club.
- 3 Participants who enter must comply with all requirements and rules of the IKGH and the individual EC shows .
- 4 Participants must have results from a minimum of 4 EC shows to be included in the IKGH championships to receive certificates and trophies.
- 5 All competitors with results from 4 EC shows will receive a certificate as per the EC rules.

The largest change to the IKGH standards is the change to the numbering system. The index / code for the tail shape has changed from 1-13 to a new system that accommodates the new halfmoon tail as a broad tail guppy. It is anticipated that it will take time to get used to the new numbers and also it may take time to change computer programmes that are used to calculate the results. Therefore, whilst this new document includes the new codes, they will not be used until the 2020 show season and the old system has not been removed.



International High-Breeding Standard (IHS) 2019

1 Principles

- 2 This European "International High-Breeding Standard" defines the ideal conceptions of the special Guppy types.
The desired details of each guppy type can be defined by specific characteristics.
3. The aim of the Standard is to set a framework that European breeders can work within for their personal breeding goals and for their comparison on an international basis.
4. The "International High-Breeding Standard" is freely available, as long as acknowledgement is given to the IKGH.
- 5 Any changes of the "International High-Breeding Standard" must result from a 2/3 majority of the responding membership. Proposals for variations or alterations must be in writing or must be submitted during IKGH conferences.
- 6 Only organisations that are members of the IKGH are entitled to vote.
The right to vote is confirmed in the constitution of the IKGH.
- 7 The results of voting are binding to all members.
- 8 Any aquatic association can use and reproduce the "International High-Breeding Standard".
- 8a The official language in the IKGH is English.
Communication languages in the IKGH are English, German and French.
All information must be in the English language.

9 General Guppy Standard Features

- 10 The most essential characteristic of these standard and evaluation rules is the regulation of exact detail, since the exhibits of the High-bred Guppy are characterised as per their type to the smallest detail.
- 11 No judgment for an overall general impression is given.
This would actually result in an inaccurate judgment.
- 12 The objective is to achieve the standard form in each of the individual characteristic features.
- 13 By a standard shape of body and fins as well as their proportions to each other, optimal proportions are established



I · K · G · H

14 Point Assignment (male guppy):

	Length	Form	Colour	Total
Body	8	8	12	28
Dorsal fin	5	8	10	23
Caudal fin	10	20	14	44
Vitality/condition				5
TOTAL				100

Point Assignment (female guppy):

	Total
Size	3
Form	3
Matching	2
Vitality	2
TOTAL	10

- 15 The judging in the first instance is made according to the respective written description of the standard form; in any case of doubt, then refer to the drawing.
- 16 All complete entries must be judged.
With entries that have arrived incomplete, the Show Manager must decide if the entry is to be included if a fish dies or becomes missing.
- 17 An entry consists of a number of fishes stated in the organiser's advertisement, which match in all characteristics.
- 18 Deviations from the Standard result in point deductions. Excessive deviations lead to disqualification (e.g. different body colours, different cover colours, different standards). The evaluation judge group together with the show manager must decide if an entry is to be disqualified.
- 19 Judges are obliged to award or deduct points as described in the Standard. Judges may also give corresponding points for lengths, sizes, angles or colours between these items.
- 20 The points allocation for each trio entry is the average to be taken for each individual characteristic feature.
- 21 A trio entry should match in form, size and colour as close as possible. If one characteristic feature is different within one entry, each fish must be judged and assessed separately, the sum of the points awarded has to be divided by the number of fish.



I · K · G · H

22 This procedure guarantees that, if there is one especially distinct pointing for one single fish in a trio show, the whole set will not be given too many points or too many deducted.

23 Body

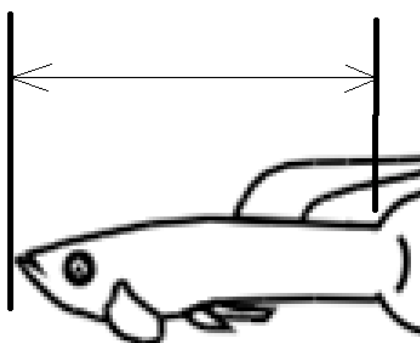
24 The body is the starting point and point of reference for the evaluation of the other criteria.

25 The body length is determined by estimation.

26 All remaining lengths or sizes proportion themselves to the body length or body height.

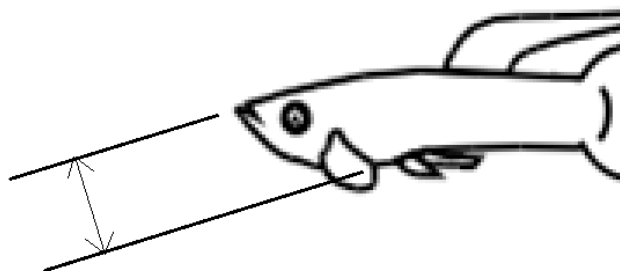
27 The body length is measured from the muzzle to the point where the caudal fin begins (peduncle). The minimum length is not to be less than:

- Broad Tails, 20 mm.
- Sword Tails, 19 mm.
- Short Tails, 18 mm.



28 The body shape must be robust but graceful according to the standard.

29 Body height has to be 1/4 of the body length at its highest point.





I · K · G · H

30 Evaluation of body length:

30 a Broad Tails (see item 209)

26 mm	8 points
24 mm.....	6 points
22 mm.....	3 points
20 mm.....	1 point
Less than 20 mm	0 points but no disqualification
Larger than 26 mm	deduct up to 3 points.

30 b Sword Tails (see item 210)

25 mm	8 points
23 mm.....	6 points
21 mm.....	3 points
19 mm.....	1 point
Less than 19 mm	0 points but no disqualification
Larger than 25 mm	deduct up to 3 points.

30c Short Tails (see item 211)

24 mm.....	8 points
22 mm.....	6 points
20 mm.....	3 points
18 mm.....	1 point
Less than 18 mm	0 points but no disqualification
Larger than 24 mm	deduct up to 3 points.

31 Examples of point deductions with the body form:

- Not streamlined / bulgingdeduct up to 5 points
- Caudal peduncle too broaddeduct up to 2 points
- Body too flat (if it looks emaciated)deduct up to 4 points
- Round backdeduct up to 2 points
- Strong benddeduct up to 5 points
- If the gonopodium is deformed.....deduct up to 3 points.

Disease or abnormalities like humpback, hollow back, curvature of the vertebral column etc. lead to disqualification of the set.

The total number of points deducted may not exceed 8.

32 Finnage

33 The judging of the fins is of great value with the High-Bred Guppy.



I · K · G · H

- 34 The shape of the fins is relevant in each case for the classification in the individual standards and categories.
- 35 There are three Guppy High-Breeding categories, whose classification lies in the tail fin form. These are the categories: Broad Tails, Sword Tails and Short Tails.
- 36 The tail fins are extremely important criteria for the judges. The dimensions are not determined in the usual sense, but rather as certain proportions to the body measurements.
- 37 For the judging of the fin form the actual standard is to be used. The judge may not look at the best entry but compare with the ideal picture of the standard fin form.
- 38 Base and cover colours * See supplement 3
- 39 The largest value is put on cover colour. Cover colour includes the Guppy colour* and pattern*. Colour on body and fins are assigned up to 36 points.
- 40 Colour and pattern are valued jointly as a unit.
- 41 The judging of each entry for colour and pattern must be done under the same conditions. The lighting and surrounding surface colour (e.g. background) must be the same for each entry.
- 42 The acknowledged base colours are:
Grey, Gold, Blond, Blue, Pink, Albino, White, Silver, Cream and Lutino. All other colours are cover colours. Snakeskin, Lace/Filigree and Viennese Emerald are well-known patterns. The pattern "Galaxy" has to be considered as a combination of Metallic and Snakeskin-Lace/Filigree.
- 43 Colour and pattern is differentiated and judged on the following two main criteria:
Surface covering - the portion of the colour and pattern on the surface.
Colour quality and pattern quality are the harmonious interaction of all colours. Intensive (= powerful) and pastel colours with sufficient saturation and clear separation of the colours are desired. For example in the pattern sufficient unity and appealing colour must be shown.
- 44 Examples of point deduction
- 45 Judging of the colour / pattern of the body:
- 100 % surface coveringno point deductions
 - 75 % surface coveringdeduct 4 points
 - 50 % surface coveringdeduct 7 points
 - 25 % surface coveringdeduct 10 points
 - 0 % surface coveringdeduct 12 points
 - poor colour quality or pattern qualitydeduct up to 5 points

The total number of points deducted may not exceed 12.



I · K · G · H

46 With recessive colours (except blond), up to 5 points can be added to the colour of the body providing the maximum score of 12 points is not be exceeded.

47 Evaluation of the dorsal fin colour:

- 100 % surface coveringno point deduction
- 75 % surface coveringdeduct 4 points
- 50 % surface covering deduct 6 points
- 25 % surface coveringdeduct 8 points
- 0 % surface coveringdeduct 10 points
- Poor colour qualitydeduct up to 4 points

The total number of points deducted may not exceed 10.

48 Evaluation of the tail fin colour:

- 100 % surface coveringno point deduction
- 75 % surface coveringdeduct 6 points
- 50 % surface covering deduct 9 points
- 25 % surface coveringdeduct 12 points
- 0 % surface coveringdeduct 14 points
- Poor colour quality deduct up to 6 points

The total number of points deducted may not exceed 14.

49 Vitality / swimming behavior.

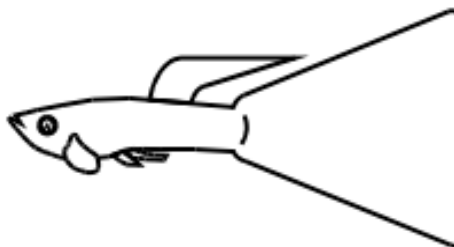
50 That is the natural swimming activity of the animal that deports itself with liveliness and unimpaired behavior. Up to 5 points can be assigned.

51 The acknowledged 13 standards are to be judged according to the following special evaluation characteristics and definitions:



I · K · G · H

A1



52 A1 Fan Tail

53 The caudal fin has an elongated triangle form with an angle of 45 degrees to the body.

54 The ideal length of the caudal fin is 10/10 of the body length.

55 The edges of the caudal fin must be straight, but the corners can be slightly rounded.

56 The dorsal fin must rise steeply in the beginning, have a pointed ending and overlap the first third of the caudal fin.

57 Caudal fin

58 Evaluation of the length.

- 10/10 of the body length 10 points
- 8/10 of the body length 8 points
- 7/10 of the body length 5 points
- 6/10 of the body length 2 points
- Less than 6/10 of the body length no points
- More than 10/10 of the body length deduct up to 3 points

59 Examples of point deduction for defects and spreading.

- Angle: 45 degrees no point deductions
- 35 degrees deduct 2 points
- 30 degrees deduct 4 points
- Fewer than 30 no points
- 50 degrees deduct 4 points
- More than 50 deduct 8 points

- Rear edge clearly concave or convex deduct up to 2 points
- Rear edge runs diagonally deduct up to 4 points
- Rear edge strong serration and/or defect deduct up to 5 points
- Upper and lower edges at unequal angles deduct up to 5 points
- Upper and lower edges concave or convex deduct up to 5 points
- Upper and lower edges serration or defects deduct up to 2 points
- Corners rounded off too much deduct up to 2 points

The total amount of deducted points may not exceed 20.



60 Dorsal fin

61 Evaluation of the length.

- Up to the end of the first third of the caudal5 points
- Up to the caudal fin beginning 3 points
- Less than up to the caudal fin beginning, depending on length1 to 2 points
- Dorsal fin reaches beyond the first third of the caudal fin.....deduct up to 3 points

62 Examples of point deduction for formal defects.

- Not steeply rising at beginningdeduct up to 3 points
- Strong serrations or defectsdeduct up to 2 points
- Deviation from the ideal shape deduct up to 7 points

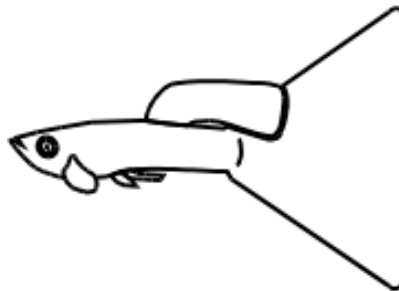
The sum total of the points deducted may not exceed 8.

The deduction for the same defect is only allowed once.



I · K · G · H

A2



63 A2 Triangle Tail

64 The caudal fin forms a triangle of 70 degrees to the body.

65 The ideal length of the caudal is 8/10 of the body length.

66 The edges of the caudal fin are straight, but the corners can be slightly rounded.

67 The dorsal fin rises steeply, is broad and reaches bluntly to the end of the first third of the caudal fin.

68 Caudal fin

69 Evaluation of the length.

- 8/10 of the body length10 points
- 7/10 of the body length8 points
- 6/10 of the body length5 points
- 5/10 of the body length2 points
- Less than 5/10 of the body length.....no points
- More than 8/10 of the body length.....deduct up to 3 points

70 Examples of point deduction for formal defects and spreading.

- | | | |
|-------|----------------------------|---------------------|
| Angle | 70 degrees and more | no point deductions |
| | 65 degrees | deduct 1 point |
| | 60 degrees | deduct 3 points |
| | 55 degrees | deduct 5 points |
| | Less than 55 degrees | deduct 8 points |

- Rear edge concave or convexdeduct up to 2 points
- Rear edge runs diagonallydeduct up to 4 points
- Rear edge strong serrations and/or defectsdeduct up to 5 points
- Upper and lower edges at unequal anglesdeduct up to 5 points
- Upper and lower edges concave or convexdeduct up to 5 points
- Upper and lower edges shows serrations or defects.....deduct up to 2 points
- Corner from upper and lower edges to rear edge too strongly rounded
-deduct up to 2 points

The total amount of points deducted may not exceed 20.



I · K · G · H

71 Dorsal fin

72 Evaluation of the length.

- Up to the end of the first third of the caudal fin5 points
- Up to the caudal fin beginning3 points
- Less than up to the caudal fin beginning, depending on length.....1 to 2 points
- Dorsal fin reaches beyond the first third of the caudal findeduct up to 3 points

73 Examples of point deduction for formal defects.

- Not steeply rising at beginningdeduct up to 3 points
- Strong serrations or defectsdeduct up to 2 points
- Deviation from the ideal formdeduct up to 7 points

The total of the points deducted may not exceed 8.

The deduction for the same defect is only allowed once.



I · K · G · H

A3



74 A3 Veil Tail

75 The upper and lower edge of the caudal fin curves in such a way that the largest width of the fin is reached with 3/4 of its length.

76 The rear edge of the caudal fin is concave and the length of the caudal amounts to 8/10 of the body length. It must not be less than 5/10 of the body length.

77 The width of the caudal fin amounts to 3/4 of the length.

78 The dorsal fin reaches up to the end of the first third of the caudal fin with a rounded off end.

79 Caudal fin

80 Evaluation of the length.

- 8/10 of the body length10 points
- 7/10 of the body length8 points
- 6/10 of the body length5 points
- 5/10 of the body length2 points
- Less than 5/10 of the body length.....no points
- More than 8/10 of the body length.....deduct up to 3 points

81 Examples of point deduction for formal defects.

- Fin height larger than 3/4 of the fin lengthdeduct up to 5 points
- Fin height smaller than 3/4 of the fin lengthdeduct up to 8 points
- Rear edge not concavededuct up to 10 points
- Rear edge strong serrations or defectsdeduct up to 5 points
- Upper and lower edges not convexdeduct up to 10 points
- Corners of upper and lower edges to rear edge too rounded offdeduct up to 4 points
- Upper and lower edges strong serrations or defectsdeduct up to 2 points

The total amount of points deducted may not exceed 20.



82 Dorsal fin

83 Evaluation of the length.

- Up to the end of the first third of the caudal fin5 points
- Up to the caudal fin beginning3 points
- Less than up to the caudal fin beginning, depending on length.....1 to 2 points
- Dorsal fin reaches beyond the first third of the caudal findeduct up to 3 points

84 Examples of point deduction for formal defects.

- Not rising steeply at the beginningdeduct up to 3 points
- Strong serrations or defectsdeduct up to 2 points
- Deviation from the ideal formdeduct up to 7 points

The total of the points deducted may not exceed 8.

The deduction for the same defect is only allowed once.



I · K · G · H

A4



85 A4 **Flag Tail**

86 The caudal fin has the form of a rectangle whose length amounts to 8/10 of the body length.

87 The width of the caudal fin is 4/10 of the body length.

88 The beginning of the caudal fin is rounded off.

89 Least length is 6/10 of the body length; least width is the largest body height.

90 The dorsal fin must rise steeply in the beginning, have a pointed ending and overlap the first third of the caudal fin.

91 Caudal fin

92 Evaluation of the length.

- 8/10 of the body length10 points
- 7/10 of the body length6 points
- 6/10 of the body length2 points
- Less than 6/10 of the body length.....no points
- More than 8/10 of the body lengthdeduct up to 3 points

93 Examples of point deduction for formal defects.

- Rear edge concave or convexdeduct up to 2 points
- Rear edges diagonaldeduct up to 4 points
- Rear edges with strong serrations or defectsdeduct up to 5 points
- Upper and lower edges not paralleldeduct up to 10 points
- Upper and lower edges serrations or defectsdeduct up to 2 points
- Corners from top and bottom edges to rear edge too rounded off.....
...deduct up to 2 points

The total amount of points deducted may not exceed 20.



I · K · G · H

94 Dorsal fin

95 Evaluation of length.

- Up to the end of the first third of the caudal fin5 points
- Up to the caudal fin beginning3 points
- Less than up to the caudal fin beginning,1 to 2 points
- Dorsal fin reaches beyond the first third of the caudal fin
...deduct up to 3 points

96 Examples of point deduction for formal defects.

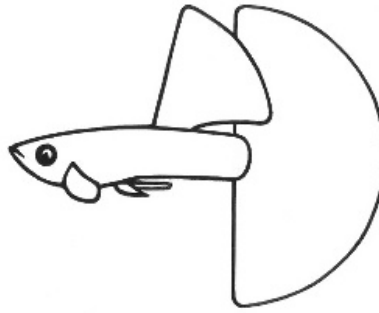
- Not rising steeply at the beginningdeduct up to 3 points
- Strong serrations or defectsdeduct up to 2 points
- Deviation from the ideal formdeduct up to 7 points

The total number of points deducted may not exceed 8.

The deduction for the same defect is only allowed once.



I · K · G · H



A5

217 A5 Half Moon tail

- 1 The caudal fin forms half a circle with the top and bottom front edges 90 degrees to the body and a total of 180 degrees
- 2 The ideal length of the caudal shall be $\frac{2}{3}$ of the body length.
The ideal height of the caudal shall be $\frac{4}{3}$ of the body length.
- 3 The front edges of the caudal fin shall be straight, but the remaining edges should be convex to form $\frac{1}{2}$ of a circle.
- 4 The dorsal fin rises steeply (not vertically), to the same height of the tail and is almost $\frac{1}{4}$ of a circle and overlaps 25% of the caudal fin.

5 Caudal Fin

6 Evaluation of the length

$\frac{2}{3}$ of the body length10 points.
Less than $\frac{2}{3}$ and more than $\frac{1}{2}$ of the body length5 - 9 points.
less than $\frac{1}{2}$ and more than $\frac{1}{3}$ of the body length1 - 5 points.
Less than $\frac{1}{3}$ of the body length.....no points.

More than $\frac{2}{3}$ of the body length.....deduct up to 3 points.



I · K · G · H

7 Examples of point deductions of formal defects and spreading

- Angle more than 180 degrees.....deduct up to 3 points
- 180 degreesno point deductions.
- 170 degreesdeduct 2 points.
- 160 degrees.....deduct 3 points.
- Less than 160 degreesdeduct up to 8 points.
- Rear edge does not form a true 1/2 circlededuct up to 5 points.
- Rear edge strong serrations and/or defectsdeduct up to 5 points.
- Upper and lower front edges at unequal anglesdeduct up to 5 points.
- Upper and lower front edges concave or convexdeduct up to 5 points.
- Upper and lower front edges shows serrations or defects.....
.....deduct up to 2 points.
- Corner from upper and lower edges to rear edge too strongly rounded
.....deduct up to 2 points.

The total amount of points deducted must not exceed 20

8 Dorsal Fin

9 Evaluation of the size.

Ideal Height - Up to the end of the top edge of the caudal fin

Ideal Length - Dorsal fin overlaps the caudal by 25% of the caudal fin

- Dorsal fin is less than the height of the caudal fin.....deduct up to 3 points
- Dorsal fin is more than the height of the caudal fin.....deduct up to 3 points
- Dorsal fin overlaps the caudal fin by less than 25%.....deduct up to 3 points
- Dorsal fin overlaps the caudal fin by .more than 25% deduct up to 3 points

10 Examples of point deductions with formal defects

- Not steeply rising at beginningdeduct up to 3 points.
- Strong serrations or defectsdeduct up to 2 points.
- Deviation from the ideal formdeduct up to 7 points.

The total of the points deducted may not exceed 8.

The deduction for the same defect is only allowed once.



I · K · G · H

B1



97 B1 **Double Sword Tail**

98 The tail fin has an oval basic form with sword-like extensions of the upper and lower fin rays.

99 The length of the swords must be the same as the body length.

100 The outside edges of the swords form an angle of 30 degrees.

101 The fin part between the swords is no more than 4/10 of the body length and can be colourless.

102 The dorsal fin must rise steeply in the beginning, have a pointed ending and overlap the first third of the caudal fin.

103 Caudal fin

104 Evaluation of the length.

10/10 of the body length	10 points
8/10 of the body length	6 points
6/10 of the body length	2 points
Less than 6/10 of the body length.....	no points
More than 10/10 of the body length.....	deduct up to 3 points

105 Examples of point deduction for formal defects and spreading faults.

Angle:	30 degrees and more	no point deduction
	25 degrees	deduct 3 points
	20 degrees	deduct 7 points
	15 degrees	deduct 10 points
	less than 15 degrees	deduct 12 points



I · K · G · H

- Unequal length of the upper and lower swordsdeduct up to 5 points
- Unequal width of the upper and lower swordsdeduct up to 2 points
- Unequal sword anglesdeduct up to 5 points
- Curved or crooked swordsdeduct up to 5 points
- Other defects, such as serrations..... deduct up to 2 points
- Defects in the caudal fin extension.....deduct up to 2 points
- Part of the caudal fin between swords larger than 4/10 of body length.....
.....deduct up to 2 points
- Too broad swords.....deduct up to 3 points
- Absence of oval basic form.....deduct 5 points

The total amount of deducted points may not exceed 20.

106 Dorsal fin

107 Evaluation of the length.

- Up to the end of the first third of the caudal fin5 points
- Up to the caudal fin beginning3 points
- Less than up to the caudal fin beginning, depending upon length.1 to 2 points
- Dorsal fin reaches beyond the first third of the caudal fin
.....deduct up to 3 points

108 Examples of point deduction for formal defects.

- Not rising steeply at the beginningdeduct up to 3 points
- Strong serrations or defectsdeduct up to 2 points
- Deviation from the ideal formdeduct up to 7 points

The total number of points deducted may not exceed 8.

The deduction for the same defect is only allowed once.



I · K · G · H

B2



109 B2 Top Sword Tail

110 The caudal fin has a basic oval form with a sword-like extension of the upper fin rays.

111 The length of the sword is proportionate to the body length and the upper edge rises at a 15 degree angle to the body, or is parallel to the body axle.

112 The basic oval form is no more than 4/10 of the body length and can be colourless.

113 The dorsal fin must rise steeply in the beginning, have a pointed ending and overlap the first third of the caudal fin.

114 Caudal fin

115 Evaluation of the length.

- 10/10 of the body length10 points
- 8/10 of the body length6 points
- 6/10 of the body length2 points
- Less than 6/10 of the body length.....no points
- More than 10/10 of the body length.....deduct up to 3 points

116 Examples of point deduction for formal defects.

- Curved or crooked sworddeduct up to 5 points
- Other defects, such as serrationsdeduct up to 2 points
- Defects in the caudal fin extension.....deduct up to 2 points
- Oval basic form longer than 4/10 of the body lengthdeduct up to 2 points
- Too broad sworddeduct up to 3 points
- Second sworddeduct up to 10 points
- Absence of the oval basic formdeduct up to 5 points

The total number of deducted points may not exceed 20.



117 Dorsal fin

118 Evaluation of the length.

- Up to the end of the first third of the caudal fin5 points
- Up to the caudal fin beginning3 points
- Less than up to the caudal fin beginning, depending on length1 to 2 points
- Dorsal fin reaches beyond the first third of the caudal findeduct up to 3 points

119 Examples of point deduction for formal defects.

- Not steeply rising at the beginningdeduct up to 3 points
- Strong serrations or defectsdeduct up to 2 points
- Deviation from the ideal formdeduct up to 7 points

The total number of points deducted may not exceed 8.

The deduction for the same defect is only allowed once.



I · K · G · H

B3



120 B3 **Bottom Sword Tail**

121 The caudal fin has a basic oval form with a sword-like extension of the bottom fin rays.

122 The length of the sword corresponds to the body length and forms at the lower edge to the body axle at an angle of 15 degrees.

123 The basic oval form is no more than 4/10 of the body length and can be colourless.

124 The dorsal fin must rise steeply in the beginning, have a pointed ending and overlap the first third of the caudal fin.

125 Caudal fin

126 Evaluation of the length.

- 10/10 of the body length 10 points
- 8/10 of the body length 6 points
- 6/10 of the body length 2 points
- Less than 6/10 of the body length.....no points
- More than 10/10 of the body length.....deduct up to 3 points

127 Examples of point deduction for formal defects and spreading defects.

- Angle:
- 15 degrees or moreno point deduction
 - 12 degreesdeduct 2 points
 - 10 degreesdeduct 5 points
 - 7 degreesdeduct 8 points
 - Less than 7 degreesdeduct 10 points
 - Curved sworddeduct up to 5 points
 - Other defects like serrationsdeduct up to 2 points
 - Defects in the caudal fin extension.....deduct up to 2 points
 - Basic form longer than 4/10 of the body length ...deduct up to 2 points
 - Too broad sworddeduct up to 3 points
 - A second sworddeduct 10 points
 - Absence of the oval basic formdeduct up to 5 points

The total number of points deducted may not exceed 20.



128 Dorsal fin

129 Evaluation of the length.

- Up to the end of the first third of the caudal fin5 points
- Up to the caudal fin beginning3 points
- Less than up to the caudal fin beginning, depending on length1 to 2 points
- Dorsal fin reaches beyond the first third of the caudal findeduct up to 3 points

130 Examples of point deduction for formal defects.

- Not steeply rising at the beginningdeduct up to 3 points
- Strong serrations or defectsdeduct up to 2 points
- Deviation from the ideal formdeduct up to 7 points

The total number of points deducted may not exceed 8.

The deduction for the same defect is only allowed once.



I · K · G · H

B4



131 B4 Lyre Tail

132 The caudal fin is the approximate shape of a lyre.

133 The basic form is round and must be 4/10 of the body length and can be colourless.

134 The outside fin rays reach 8/10 of the body length with clear, outwardly curved points.

135 The dorsal fin must rise steeply in the beginning, have a pointed ending and overlap the first third of the caudal fin with the tip bent curved outwards.

136 Caudal fin

137 Evaluation of the length.

8/10 of the body length	10 points
7/10 of the body length	8 points
6/10 of the body length	5 points
5/10 of the body length	2 points
Less than 5/10 of the body length.....	no points
More than 8/10 of the body length.....	deduct up to 3 points

138 Examples of point deduction for formal defects.

Unequal length of the upper and lower swords.....	deduct up to 5 points
Unequal width of the upper and lower swords	deduct up to 2 points
Swing of swords is not symmetrical	deduct up to 5 points
Swing is not distinctive enough	deduct up to 5 points
Other defects like serrations	deduct up to 2 points
Basic form longer than 4/10 of the body length	deduct up to 2 points

The total number of points deducted may not exceed 20.



I · K · G · H

139 Dorsal fin

140 Evaluation of the length.

- Up to the end of the first third of the caudal fin5 points
- Up to the caudal fin beginning3 points
- Less than up to the caudal fin beginning, depending on length1 to 2 points
- Dorsal fin reaches beyond the first third of the caudal findeduct up to 3 points

141 Examples of point deduction for formal defects.

- Not steeply rising at the beginningdeduct up to 3 points
- Strong serrations or defectsdeduct up to 2 points
- Deviation from the ideal formdeduct up to 7 points
- Dorsal not having tip bent outwardsdeduct 1 point

The total number of points deducted may not exceed 8.

The deduction for the same defect is only allowed once.



I · K · G · H

C1



142 C1 Spade Tail

143 The caudal fin shape resembles a miner's spade.

144 The upper and lower edges of the caudal fin depart from the body with a noticeable beginning and are parallel.

145 The length of the caudal is 5/10 of the body length, the depth reaches 8/10 of the caudal length.

146 The dorsal fin must rise steeply in the beginning, have a pointed ending and overlap the first third of the caudal fin.

147 Caudal fin

148 Evaluation of the length.

- 5/10 of the body length10 points
- 4/10 of the body length7 points
- 3/10 of the body length3 points
- Less than 3/10 of the body length.....no points
- More than 5/10 of the body length.....deduct up to 3 points

149 Examples of point deduction for formal defects.

- Caudal height less than 8/10 of caudal length deduct up to 5 points
- Upper and lower edges not paralleldeduct up to 3 points
- Defects in caudal fin extension.....deduct up to 5 points
- unequal angles at rear edgesdeduct up to 3 points
- Rear edge too pointeddeduct up to 10 points
- Rear edges angles too obtusededuct up to 2 points
- Other defects like serrationsdeduct up to 5 points
- The height of the caudal is clearly less than the highest body height.....no points

The total number of deducted points may not exceed 20.



I · K · G · H

150 Dorsal fin

151 Evaluation of the length.

- Up to the end of the first third of the caudal fin5 points
- Less than up to the first third of the caudal fin depending on length.....
.....deduct up to 4 points
- Dorsal fin reaches beyond the first third of the caudal fin
.....deduct up to 4 points

152 Examples of point deduction for formal defects.

- Not steeply rising at the beginningdeduct up to 3 points
- Strong serrations or defectsdeduct up to 2 points
- Deviation from the ideal formdeduct up to 7 points

The total number of points deducted may not exceed 8.

The deduction for the same defect is only allowed once.



I · K · G · H

C2



153 C2 **Spear Tail**

154 The shape of the caudal fin resembles a tip of a spear.

155 The length of the caudal is 8/10 of the body length, with a height of 6/10 of the caudal fin length.

156 The dorsal fin must rise steeply in the beginning, have a pointed ending and overlap the first third of the caudal fin with the tip bent outwards.

157 Caudal fin

158 Evaluation of the length.

8/10 of the body length	10 points
7/10 of the body length	8 points
6/10 of the body length	5 points
5/10 of the body length	2 points
Less than 5/10 of the body length.....	no points
More than 8/10 of the body length.....	deduct up to 3 points

159 Examples of point deduction for formal defects.

Caudal height less than 6/10 of caudal length	deduct up to 5 points
Unequal concave curved shapes at the rear edge.....	deduct up to 3 points
Rear edge not concave enough.....	deduct up to 5 points
Caudal point not in the middle.....	deduct up to 3 points
Caudal point not extended enough.....	deduct up to 5 points
Other defects like serrations	deduct up to 5 points
Defect on front edge curves	deduct up to 5 points

The total number of deducted points may not exceed 20.



160 Dorsal fin

161 Evaluation of the length.

- Up to the end of the first third of the caudal fin5 points
- Up to the caudal fin beginning3 points
- Less than up to the caudal fin beginning, depending on length1 to 2 points
- Dorsal fin reaches beyond the first third of the caudal findeduct up to 3 points

162 Examples of point deduction for formal defects.

- Not steeply rising at the beginningdeduct up to 3 points
- Strong serrations or defectsdeduct up to 2 points
- Deviation from the ideal formdeduct up to 7 points
- Dorsal not having tip bent outwardsdeduct 1 point

The total number of points deducted may not exceed 8.

The deduction for the same defect is only allowed once.



I · K · G · H

C3



163 C3 Round Tail

164 The caudal fin is a round shape with a diameter equal to 5/10 of the body length.

165 The dorsal fin is rounded off at the start of the caudal.

166 Caudal fin

167 Evaluation of the length.

5/10 of the body length	10 points
4/10 of the body length	8 points
3/10 of the body length	4 points
Less than 3/10 of the body length.....	no points
More than 5/10 of the body length.....	deduct up to 3 points

168 Examples of point deduction for formal defects.

Caudal fin oval shaped.....	deduct up to 5 points
Caudal fin edges has flat parts.....	deduct up to 4 points
Other deviations from the round shape.....	deduct up to 10 points
Other defects like serrations	deduct up to 4 points

The total number of deducted points may not exceed 20.



I · K · G · H

169 Dorsal fin

170 Evaluation of the length.

Up to the beginning of the caudal fin5 points

Less than up to the caudal fin beginning, depending on length

.....deduct up to 4 points

Dorsal fin reaches beyond the beginning of the caudal fin

.....deduct up to 4 points

171 Examples of point deduction for formal defects.

Not steeply rising at the beginningdeduct up to 3 points

Strong serrations or defectsdeduct up to 2 points

Deviation from the ideal formdeduct up to 7 points

The total number of points deducted may not exceed 8.

The deduction for the same defect is only allowed once.



I · K · G · H

C4



172 C4 **Needle / Pin Tail**

173 The caudal fins basic form is round in shape and is equal to 4/10 of the body length, with the middle rays extend to form a needle/pin shape. The overall length of the fin corresponds to the body length.

174 The dorsal fin must rise steeply in the beginning, have a pointed ending and overlap the first third of the caudal fin.

175 Caudal fin

176 Evaluation of the length.

10/10 of the body length	10 points
8/10 of the body length	8 points
6/10 of the body length	4 points
Less than 6/10 of the body length.....	no point
More than 10/10 of the body length.....	deduct up to 3 points

177 Examples of point deduction for formal defects.

Needle/pin extension is not in line with the body axis.....	deduct up to 5 points
Distortion of the needle/pin.....	deduct up to 3 points
Point of needle/pin too broad or clumsy	deduct up to 5 points
Needle/pin not extending to a point	deduct up to 3 points
Caudal circle form larger than 4/10 of the body length.....	deduct up to 4 points
Basic form not circle shape.....	deduct up to 3 points
Transition from basic form to needle/pin not exact	deduct up to 8 points
Other size and shape defects	deduct up to 4 points

The total number of deducted points may not exceed 20.



178 Dorsal fin

179 Evaluation of the length.

- Up to the end of the first third of the caudal fin5 points
- Up to the caudal fin beginning3 points
- Less than up to the caudal fin beginning, depending on length1 to 2 points
- Dorsal fin reaches beyond the first third of the caudal findeduct up to 3 points

180 Examples of point deduction for formal defects.

- Not steeply rising at the beginningdeduct up to 3 points
- Strong serrations or defectsdeduct up to 2 points
- Deviation from the ideal formdeduct up to 7 points

The total number of points deducted may not exceed 8.

The deduction for the same defect is only allowed once.



181 **Supplement 1**

- 182 New standard forms can be incorporated into the IHS by proposal from a member association in the IKGH, when the new form has been entered in three different international guppy shows in two consecutive years and if the entries are marked as a new Standard Form.
- 183 The proposer must provide the judging standards for the new standard form to the IKGH-board. The IKGH president shall organise a vote by all the associations, to decide the acceptance of the new standard in the IHS
- 184 The voting will be in writing and the IKGH president will publish the result.
- 185 If the voting reaches a 2/3 majority (of all votes that are cast), the new standard form must be included in the IHS as from January of the following year.



186 **Supplement 2**

187 The IKGH member associations must check the usability of the IHS and to review all of the Supplements of the Guppy Standards every 4 years.

188 The undersigned Guppy Associations must use the current valid International High-Breeding Standard in international Guppy Shows. The European Championship is organised by the IKGH (since 1981) and remains an IKGH subject matter as long as the IKGH exists or until another regulation is agreed.

189 This statement is not required if another document is given to the IKGH that confirms this statement.

190 Date

President _____



I · K · G · H

191 **Supplement 3**

- 192 Cover colours are the upper skin parts of guppies and can overlay on the body colours. Cover colours can be presented as a pattern.
- 193 Pure colours are described as intense, strong and unmixed colours. Broken colours are mixed colours.
- 194 The body colours can be seen from above in good light and can be distinguished by different features:
- 195 1 Wild grey: dominant.
The body colour grey is the predominant colour in natural guppy populations.
 - 196 2 Gold: recessive.
Half of the dark pigment (melanophores) is missing; there are dark scale edges.
 - 197 3 Blond: recessive.
The dark pigment is almost completely missing; the melanophores are small and pointed.
 - 198 4 Blue: recessive.
The yellow and red pigment is missing.
 - 199 5 Pink: recessive.
Bright (pink) at the back of the lower body and dark pigment at the back of the upper body (more easily seen on the female).
 - 200 6 Albino: recessive.
The pigmentation can be missing completely, red eyes (RREA = Real Red Eye Albino).
 - 201 7 White: double recessive, from Blond and Blue.
The yellow and red pigments are missing. The melanophores are small and pointed.
 - 202 8 Silver: double recessive, from Blue and Gold.
The yellow and red pigments are missing; the scale edges have dark pigment.
 - 203 9 Cream: double recessive, from Blond and Gold.
With or without black pigment, always black eyes.
 - 203a 10 Lutino: recessive.
The pigmentation can be missing completely, dark red eyes (WREA = Wine Red Eye Albino).



- 204 Should the body colour of an exhibit not be clearly defined, then it shall be classified as wild grey.
- 205 Code for cover colours/patterns:
- 1 Red: all relevant red tones in their purity.
Note: subject to this colour red is orange, dark red and light red, and all pastel coloured shades of red, all without markings or patterns.
 - 2 Blue: all relevant blue tones in their purity.
Note: subject to this colour blue is dark blue and light blue as well as all pastel coloured shades of blue, all with no markings or patterns.
 - 3 Green: all relevant green tones in their purity.
Note: subject to this colour green is dark green and light green as well as all pastel coloured shades of green, all with no markings or patterns.
 - 4 Yellow: all relevant yellow tones in their purity.
Note: subject to this colour yellow is dark yellow and light yellow as well as all pastel coloured shades of yellow, all with no markings or patterns.
 - 5 White: all relevant white tones in their purity.
Note: subject to this colour white is a darker white as well as all pastel coloured tones of white, all with no markings or patterns.
 - 6 Black: all relevant black tones in their purity.
Note: subject to this colour black is a solid black with no markings or patterns.
 - 7 Neon: a colour combination of red with a blue hue, with a luminous intensity. Depending on the light and the wellbeing of the fish, it can appear that the red or the blue has a metallic lustre.
Note: using the example of „neon red“, the red is sub-layered with a blue tint. Depending upon the right light and the wellbeing of the fish, the intensity of the colour blue can appear to be more reddish or bluish.
 - 8 Moscow: depending on the wellbeing of the fish, a very intense blue, black or green colour appears in the front body with metallic shine.
Note: intensely coloured front body (head to the beginning of the dorsal fin) to the fully coloured body with a metallic lustre.



I · K · G · H

- 9 Metallic: depending on the area from which the light comes and wellbeing of the fish, the colours reflect in a metallic shine.
Note: a limitation to a few colours, which may repeatedly appear at shows. In addition to yellow, red, green and blue, pseudonyms such as Störzbach, Micariff or Platinum must be included.
- 10 $\frac{1}{2}$ black and $\frac{3}{4}$ black: half or three-quarters of the rear body are black.
Without patterns or markings.
Note: -
- 11 Snakeskin and Lace/Filigree: Snakeskin describes a meandering pattern with light and dark shades of colour.
Lace/Filigree describes a fine net-like pattern that is formed from light and dark colour tones.
Note: a meander is a bend in the river. In the case of a Snakeskin pattern, this would look like the loops or turns shown by a snake when it is moving.
- 12 Viennese Emerald: light and dark emerald green tones with red and black spots fill out the spaces between a meander pattern. A blue peacock spot in the rear of the body is also present.
Note: the key here is not only the emerald green colour, but also the interplay of colours and patterns. Important is the presence of red and black spots within the meander pattern as well the blue coloured peacock spot at the back area of the body. The blue colour is mainly from the correct angle of the illumination as well as the wellbeing of the fish, otherwise, it only appears as a black spot. Within the meander pattern the spaces are different, filled with bright and dark shades of emerald. Without this complex interplay of colour and pattern, there is no Viennese Emerald. This means that without the black pattern allowed by the grey base colour, one cannot have a Viennese Emerald (Wiener Smaragd), e.g. with blond and albino the cover colour this guppy is a "Multi Colour".
- 13 One Single Colour: any single colour not described in 1 - 6.
Note: these colours are without markings or patterns.
- 14 Two tone: a mixture of any two colours. Can be any proportion or pattern except for $\frac{1}{2}$ black and $\frac{3}{4}$ black (10) or Snakeskin-Lace/Filigree (11), both of which have their own colour code.
- 15 Multi Colour: a mixture of 3 or more colours. All mixed colours from point 1 - 6 and 13. This includes markings and patterns which are not included in 10, 11, 12, 16, 17, 19 and 20.
Note: with at least two colours with any markings and patterns not listed above.



- 16 Mosaic The dark pigment forms as sporadic patterns with white, yellow or red or blue between. High quality mosaic patterns usually have equal coverage of black colour with the other colour. There should be clean definition of colours with no blurred edges. There is no regular pattern or form of patterns. The pattern could be curved banding parallel to the peduncle, similar but with jagged lines (known as lightning), or big black irregular shaped spots. The pattern should be even and consistent across the tail. Body colour or pattern and the dorsal colour and pattern should match the tail. Mosaic does not occur in sword tail guppies. Mosaic is the colour pattern on the finnage. The body colour and pattern is not part of the Mosaic trait/phenotype.
- 17 Galaxy This pattern has to be considered as a combination of Metallic and Snakeskin-Lace/Filigree. The head and neck area appears metallic yellow or green with some dark spots. From the middle of the body, the fish shows a streaky pattern in which a meander reaches up to the tail. The dorsal fin has a black stripe/dot pattern. The caudal fin has the same colour and texture as the dorsal fin.
Note: Galaxy is not limited to Spade and Round Tail, but also Broad Tail and Swordtail guppies. Even the so-called “Medusa” belongs to the Galaxy group.
- 18 Japan and Singa blue: a metallic light blue which extends over the rear body. (Japan blue). Or a similar looking metallic light blue that extends over the whole body (Singa blue). Note: often it is observed that in the head region of the Japan blue fish, a metallic gold - or a red tone prevails.
- 19 Blue / Red Grass: dorsal and caudal fins show a uniform distribution of small black dots. Both in Blue and Red Grass guppies, the cover colour is silvery with (depending on the mood of the fish) a dark blue wedge, which starts behind the pectoral fin and expires at the centre of the caudal peduncle.
Note: Red Grass shows red spots on the body that unevenly distributed. However, where blue colour tones are present in the fins of Bluegrass, there are reddish colour tones in Red Grass.
- 20 Santa Maria: A black or dark blue block of colour to the top of the guppy from muzzle to caudal with another single colour (other than the dark coloured block) or mixed colour pattern below.



I · K · G · H

206

207 Pink Moscow / Panda:

This colour combination is officially recognized at the IKGH meeting of 2014 in Bielsko-Biala. The silvery white colour of the front body changes to dark blue or black in the rear half of the body, thereby giving the fish the appearance of a panda bear with black eyes. The colour of the fins varies from blue to black (to match the rear of the body). Also a slight Snakeskin-Lace/Filigree pattern in the silvery area of the body is possible.

Note: Pink Moscow is limited to Spade and Round Tail guppies.

208 Subdivision of the Categories.

209 The Category of Broad tails includes:

- A1** Fan Tails
- A2** Triangle Tails
- A3** Veil Tails
- A4** Flag Tails
- A5** Half Moon Tails

210 The Category of Swordtail types includes:

- B1** Double Sword Tails
- B2** Top Sword Tails
- B3** Bottom Sword Tails
- B4** Lyre Tails.

211 The Category of Short tails includes:

- C1** Spade Tails
- C2** Spear Tails
- C3** Round Tails
- C4** Needle / Pin Tails.



I · K · G · H

212

Supplement 4

Principles for the execution of the European Championship for Guppy breeders, and International Guppy Shows.

- § 1.1 The compliance to these approved principles is required for European Championship Shows and for all International Shows that are reported to the IKGH.
- § 1.2 Only European members of the IKGH can organise a guppy show that counts as part of the European Championship.
- § 1.2a Minimum criteria for European Championship shows:
- 1 Same conditions for all entries.
 - 2 One entry of guppies per tank.
 - 3 Air flow in the exhibition tanks.
 - 4 Illumination of the whole display is the same, one must prevent direct sunlight on the tanks.
 - 5 All glass tanks.
 - 6 Glass lids to the display aquariums.
 - 7 The background colour of show equipment must be dark blue or black. Every tank in the exhibition must have the same background colour.
 - 8 The water temperature must be at least 22°C (71.6°F).
 - 9 Illumination from above / in front must be 45 degrees.
 - 20 During the Judging, clear coding, no noise, while the guppy show display is closed for all people – only judges and the show manager are allowed to enter.
 - 11 Tanksize 10 – 12 litre (2.64 – 3.17 gallons).
 - 12 Little plants may or may not be placed in the aquariums.
 - 13 Acceptable water qualities for guppies (wellbeing of the fishes).
 - 14 Water values for dH and pH must be announced in the invitation.
 - 15 Equalize water temperature before letting fishes into the tanks.
 - 16 During the judging only 3 fishes must be in the tank.
Any additional fish must be taken out by the Show Manager.
 - 17 A standard form must be completed and presented with all entries at an IKGH show.
 - 1 One form per breeder (ie forms not to be shared by more than one breeder)
 - 2 The form should state the breeders name, country, club and state each guppy description of tail shape and colour preferably with the IKGH codes
 - 3 The form should state that the breeder accepts all rules and requirements of the host club and the IKGH and should be signed. (See supplement 5 for a sample)



I · K · G · H

18. Use tank labels for visitors that include: name, country, society, standard, body colour, cover colour, rank/place and points awarded.
- 19 1 A list of Judges who have accepted an invitation to judge a European Championship show must be published via the IKGH a minimum of 2 weeks before the judging day of the show. The actual judges may still change before the event and the selection must comply with the IKGH rules.
- 2 Any trainee judge must be included with the list of the show judges when it is published (a minimum of 2 weeks before the show)
- 20 No photography is allowed in the show room before judging is finished.
- 21 Each individual show must make their own selection which individuals, if any, that they would like to invite to take part as trainee judges.
- 22 All tanks reused following the death of an occupant must be disinfected, cleaned and dried before refilling with prepared water to accept new occupants.
- 23 1 Photographic evidence must be taken of dead guppies. This must not be done during the judging.
- 2 Dead and disqualified entries must be included in the total number of entries and the number of entries per club, but in addition “number of dead” and “number of disqualified” must be listed as part of the show report summary page. A separate report page must detail reasons for disqualification and death (if known).
- 3 A standard form (see supplement 5) must be used, signed and submitted together with the International Observer form, to record details of all dead guppies. It must be completed by the show manager and signed by the International Observer
- § 1.2b The IKGH Recommends that all member clubs who host an international show or European Championship or any other event must have public liability insurance.
- § 1.2c If determined that the minimum criteria are not achieved in an EC Show, the results of this EC Show may not be included in the EC list. Every participant is familiar with the rules and accepts these rules by participating in the EC show.
- § 1.3 The organisers must arrange the date of their show to be between 15th April (start of the first display) and the 31st October (end of the last display) each year. Deviations of up to one week may be allowed.
- § 1.4 1 1 There must be at least two weeks between the starting dates of the shows.
- 2 A fixed list of show dates must be used to allocate European Championship shows based upon two week intervals after the first available show date of the year which would be the first Saturday on or after the 15th April.



I · K · G · H

- 2 This separation is required for EC shows.
- 3 If a date conflict occurs, the first show announced to the IKGH has priority based upon the date of the notification postmark or the date of the e-mail application.
- 4 If the date of the postmark or the date of the e-mail application is the same, the EC qualified show has priority over the non-qualified shows.
- 5 If all associations are qualified, the association with the best qualifications must receive the EC show.
- 6 For non-qualified associations, voting must take place.
- 7 The European Championship shows must have priority to other shows.

§ 1.5

- 1 The IKGH must be informed of the show dates between June 1st and November 30th for the shows of the following year.
- 2 It must be stated if the show counts for Pairs or Trios.
- 3 The official announcement and invitation must indicate the first open to the public day and the closing day of the show, without taking into account the date of the delivery or judging of the fishes.
- 4 Invitations must be sent by the show organisers 3 months before the show to all members of the IKGH and to the board of the IKGH.
- 5 If sending by e-mail, the sender must ask for confirmation of receipt. If within two weeks after the sending no confirmation has been received, the invitation must be sent by post.

§ 1.6

The quantity of participants cannot be limited.

§ 1.7

- 1 The organiser may limit the number of guppy entries per participant.
- 2 Any limitation must be stated and confirmed on the announcement and invitation, and not indicated only as a possibility.

§ 1.8

New arrival guppies may be included in the competition after the judgement has started at the discretion of the show organizer providing that there is no disturbance to the judges.

§ 2.1

- 1 Any participant who has bred his / her guppies him / herself is eligible.
- 2 Participation in IKGH shows can only be made by named individuals and not with a company or business name.
- 3 A participant in IKGH shows must take all responsibility, make all arrangements and incur all costs in sending guppies to a show.



I · K · G · H

§ 2.2

1 Following regulations must apply to the performance and organisation of the European Championship, to allocate a total of 7 European Championship Status shows:

2 A maximum of two European Championship shows per year are allowed per country.

3 A maximum of one European Championship pairs show or one European Championship trio show is allowed per association member per year.

A member club is permitted to host both one European Championship pairs show and one European Championship trio show per year only if their members have won the right in the previous years competitions. The two shows must be hosted at the same event and at the same time, the club must have sufficient facilities to organize a “double show” and the club must have hosted 3 EC shows in previous years.

4 Five IKGH members are allocated a European Championship show by their participation in EC shows.

5 The EC show is awarded by means of the EC result lists of each Category (Large tails, Sword tails and Short tails).

6 At first the EC shows are granted to the winners of each category, thereafter to the second placements of each category, then to the third placements of each category etc.

This calculates the first 3 to be selected, one from each category.

The next 2 are calculated by taking the highest pointed of all three categories together to make a single list of placements, removing those who already have awards and those who have no application etc. to give preference to the remaining highest placement and dealing with the qualification as per the normal process stated.

7 In the event that two winners who are allocated shows chose the same date, the highest point results will take preference.

8 An additional, two EC shows must be given to those associations that have not organised an EC Show for the longest time, with the condition that they make an application for an EC show according to the IHS.

9 If two (or more) applications have the same qualifications (as per 7), then the award is determined by the application or postal date - see 1.4



I · K · G · H

- 10 A club must be a fully paid member of the IKGH for 3 continuous years before it can be awarded European championship show status.

If a breeder achieves a European Championship award then his club can not be awarded European championship show status if it has been a IKGH member for less than 3 years.

- 11 If one or more qualified associations give up their right to organise an EC show, other non-qualified associations can apply for one of these vacant EC shows.

§ 2.3 The President of the IKGH is responsible for organising the European Championship.

§ 2.4 1 All members must be informed, by the president of the IKGH, of the EC shows by December 31st (postal date or email message date) of the year before the show year.

2 The non EC shows must be announced upon receipt of notification.

§ 2.5 The President of the IKGH must:

1 Register all announcements of EC guppy shows and other guppy shows, and inform the IKGH members of the details.

2 Determine an up-to-date results list from the 2nd EC show, and distribute the complete list to all participating members. Dead on arrival and disqualified entries must be given 0 points on the list.

§ 2.6 1 The IKGH European Championship is two competitions, one for Trio Shows and one for Pairs Shows, both of which are divided into 3 Categories, as described in 209, 210 and 211.

2 The trophies and awards are paid from IKGH funds.

3 A trophy must be given every year for each of the Categories.

4 If there are two or more breeders with the same points in the final results list, then each of them must receive a trophy.

5 The 2nd and 3rd place of each Category will also receive an award.

6 The president must issue certificates to all participants of the IKGH European Championship contests who have taken part in the minimum 4 shows of the competitions. The certificate should include the Competition title (IKGH European Championship) and year, state trios or pairs, state category (large tails, sword tails or short tails), participants name and club, number of points and numbered position in the competition.



I · K · G · H

§ 2.7

- 1 The IKGH Asia Championship is two competitions, one for Trio Shows and one for Pairs Shows, both of which are divided into 3 Categories, as described in 209, 210 and 211.
- 2 The trophies and awards are paid from IKGH funds.
- 3 A trophy must be given every year for each of the Categories.
- 4 If there are two or more breeders with the same points in the final results list, then each of them must receive a trophy.
- 5 The president must issue certificates to all participants of the IKGH Asian Championship contests who have taken part in the minimum 4 shows of the competitions. The certificate should include the Competition title (IKGH Asian Championship) and year, state trios or pairs, state category (large tails, sword tails or short tails), participants name and club, number of points and numbered position in the competition.
- 6 All breeders must enter 4 shows to have the points added from the minimum of 4 shows to be considered as a winner of the competition.
- 7 Participants must be members of an IKGH member Club.
- 8 Participants who enter must comply with all requirements and rules of the IKGH and the individual EC shows .
- 9 Participants must have results from a minimum of 4 EC shows to be included in the IKGH Asian Championship to receive certificates and trophies.
- 10 All competitors with results from 4 EC shows will receive a certificate as per the EC rules.

§ 2.8

- 1 The IKGH Americas / Western Hemisphere Championship is two competitions, one for Trio Shows and one for Pairs Shows, both of which are divided into 3 Categories, as described in 209, 210 and 211.
- 2 The trophies and awards are paid from IKGH funds.
- 3 A trophy must be given every year for each of the Categories.
- 4 If there are two or more breeders with the same points in the final results list, then each of them must receive a trophy.



I · K · G · H

- 5 The president must issue certificates to all participants of the IKGH Americas / Western Hemisphere Championship contests who have taken part in the minimum 4 shows of the competitions. The certificate should include the Competition title (IKGH Americas / Western Hemisphere Championship) and year, state trios or pairs, state category (large tails, sword tails or short tails), participants name and club, number of points and numbered position in the competition.
- 6 All breeders must enter 4 shows to have the points added from the minimum of 4 shows to be considered as a winner of the competition.
- 7 Participants must be members of an IKGH member Club.
- 8 Participants who enter must comply with all requirements and rules of the IKGH and the individual EC shows .
- 9 Participants must have results from a minimum of 4 EC shows to be included in the IKGH Americas / Western Hemisphere Championship to receive certificates and trophies.
- 10 All competitors with results from 4 EC shows will receive a certificate as per the EC rules.

§ 3.1

- 1 For Trio competitions entries of three male guppies will be judged. For Pairs competitions entries of one male and one female will be judged.
- 2 If a trio of 3 males or a pair (male and female set) is not complete before judging begins then the entry is no longer a trio of 3 males or a pair (male and female set). The entry must be disqualified.
- 3 If a guppy should perish before the set has then been assessed by any judge then the set must then be disqualified.
- 4 A matching female must be sent with each trio of males and whilst it will be kept in the show tank with the three males it will not be part of the competition assessment and scoring. The female is the property of the show organisers together with the three males.

§ 3.2

At every EC show the participants may show other standard forms or colours.

§ 3.3

If a participant changes club membership during the show year or if he (or she) is a member of more than one guppy club, then the participant must be listed in the results as a member of the club registered in the first show of that EC show year in which he/she participates as a competitor. A judge can only be listed in the results to the one club that he/she is registered to for that year and he/she must only participate as a competitor as a member of that same club. A judge can not be registered to one club and compete as a member of another club.



I · K · G · H

§ 3.4

Dividing into groups must be as follows:

1. Entries must be divided into groups conforming to the standards.
2. Entries must be divided into groups according to the standard and body colour.
3. Entries must be subdivided into groups of cover colours or patterns, if there are sufficient entries.
4. Depending on the size of the show, the groups must comprise between 5 and 20 tanks.
5. Allocation of codes by standard, body colour and cover colours, must be made by the Show Manager and the judges. Allocation by the breeder is not applied.
6. Allocated codes must be indicated on every tank so that they are visible for the judges, the indication must contain at least the standard code, body colour and cover colour codes (see IHS). When stationing entries in groups, the groups may be coded as a whole.

§ 3.5

Females, special forms and special colours must have their own groups. They cannot be part of the championship groups.

§ 3.6

IKGH recommends that the fishes are always transported with no more than one individual per bag.

§ 4.1

Judging must be based upon the latest version of the IHS. (International High-Breeding Standard).

§ 4.2

1. Every organiser of an EC Show or other international Guppy show must ensure that five IKGH judges assess and judge every entry.

The organiser of a IKGH competition for must guarantee for each active judge and international observer an minimum of:

- a) Payment of accommodation for 1 persons for 2 nights (for a 3-day competition)
- b) Free provision of all-day meals for 1 persons for 2 days or a full day meal allowance for 1 person for 2 days according to the legislation in force in the country of the show organiser.

Travel costs related to transportation to the exhibition venue are covered by each judge and international observer himself, unless otherwise offered/detailed in the invitation to take part in the show.



I · K · G · H

- 2 The IKGH collates and records any changes to the judges list constantly ready for the following year. The list published on January 1st can not be altered or added to for the whole of the show season except to remove any names of those considered to be not available or incompetent.
- 3 This list is closed in January, distributed and recorded in the supplementary notes.
- 4 The list of judges must then remain unchanged until the following January.
- 5 Not more than two judges from one country are allowed. If during the show a judge is unable to continue, a judge of the organising association may take his place.
- 6 A maximum of two judges must be employed from any one club or any one country.
- 7 A judge can only represent one club.
- 8 If a judge changes club membership during the show year or if he is a member of more than one guppy club, then the judge must always be listed in the results as a member of the club in which he is registered as a judge
- 9 For each entry, from the five judge's scores, the highest and lowest result is cancelled.
- 10 The final score of the entry is then the average of the remaining results.
- 11
 - 1 The rounding off must be as follows: $1/3 = 0,33$ points, $2/3 = 0,67$ points.
 - 2 The 'rounding off' of points must also be employed when determining the aggregate results for the competition by rounding the sum of the results of an individual competitor to 0.33 points and 0.67 points.

§ 4.3 The judges must be included on the result list by their full name.

§ 4.4 The judging results are final and can not be challenged.

§ 4.5 The organiser must ensure that the same tank sizes and illumination are used throughout the show (e.g. by shielding from direct daylight) and the details of the tank lighting must be announced in the invitation.



I · K · G · H

§ 5.1 The organiser of an European Championship Show or other international guppy show must:

1. Take care of the show fish and ensure their good welfare.
2. Display and judge every entry from a breeder. If there are dead or missing fish from an entry set, the decision to include it in the judging or not, must be made by the Show Manager.
3. Issue a certificate for participants through the membership association, detailing every entry with the standard, body and cover colour, as well as the result place and points achieved.
4. The official results must be issued to every participating association as well as the IKGH within 4 weeks after the opening day of the show.
5. European Championship show organisers must issue a separate list containing the best results of each participant for each of the three Categories (Broad tails, Sword tails and Short tails).
6. Send their results list in 'Excel' to the IKGH Secretary, with the best results of each breeder in Broad Tail, Sword Tail and Short Tail.
7. Must send their show Announcement and their full result list of each show in PDF format to the IKGH Secretary for use on the IKGH website.

§ 5.2 The result list must contain the following information:

- 1 An analysis listing the participating associations with their number of show participants, and the number of entries from each association.
2. Name of the show manager and the names of judges and international observer, indicating their associations.
3. From every entry - the category, name of breeder, his association membership, the results place and points.
- 4 Signature of the Show Manager, which authorises the result list as the official result list.

§ 5.3 The official result list may be reproduced and published by each association as desired.



I · K · G · H

- § 6
- 1 The highest pointed entry of each participant, in each of the three Categories, for every European Championship show must be added to give a total score.
 - 2 If there are more than 4 shows, the 4 highest points per participant, per Category must be included.
 - 3 The breeders with the highest final total score in each Category is European Champion in that Category.
- § 7
- After a show, the fishes are not returned to the participant. They stay the property of the organising association(s) - unless different rules are published by the Show Manager.
- § 8
- 1 The announcement for a guppy show must be made according to the sample in Supplement 5.
 - 2 Every organising association must send the invitation in their own language, in English and in German to the IKGH.
- § 9
- 1 The Organiser of a guppy show is required to provide the judges scores to the President of a participants club, upon request from the IKGH President. Every breeder can ask from their president to see the judge's points of his own results.
 - 2 The identity of each judge's scores must not be included on the list.
- § 9a
- 1 In Europe championship shows, there must be an international observer to oversee the compliance to the IHS rules.
 - 2
 - 1 Only an IKGH registered judge can be international observer.
 - 2 The International Observer must not be a member of the judging team.
 - 3 The International Observer must not be a member of the club that organizes the Guppy Show.
 - 3 The minimum requirements for a show (in accordance with 1.2a for EC Shows) must be supervised by the International Observer, and a standardised conformation report must be signed by the International Observer and given to the Show Manager. The standard form is available in Supplement 5 of the IHS, is based upon the IHS rules and should also be published on the IKGH website
 - 4 Receipt of this form is then acknowledged by the Show Manager and sent to the IKGH President.



I · K · G · H

- § 10 The IKGH-delegate of an association is responsible for his association concerning the European Championship.
- § 11.1 1 These principles for organising an EC show and other international Guppy shows must be accepted by all participating associations and their members.
- 2 By participating at an EC show or other international shows the participant automatically accepts the rules.
- § 11.2 If someone establishes that the rules are not achieved, the club must report this to the IKGH and the organizing club within 1 week of the last day of the show.
- § 11.3 1 The IKGH must inform the organising club and all the IKGH members within 1 week.
- 2 At the same time the proposed punishment is asked for.
- § 11.4 1 The organising club has 2 weeks to respond.
- 2 The notification and the reaction must be sent out for voting to all IKGH members within 2 weeks after the response.
- § 11.5 1 Possible punishments:
(more than one punishment can be enforced)
- 1 Member clubs
- 1 Give warning to the organising club
- 2 Not able to organise a EC show for 2 years
- 3 Disqualification of the show from the European Championship and the results will not count for the European Championship
- 2 Judges and international Observer:
- 1 Give a warning
- 2 Not able to judge / observe for 2 years
- 3 Lifetime ban of judging / observer
- 4 Lifetime ban from participation in the IKGH
- 3 Competitors
- 1 Give a warning
- 2 Not able to enter shows for 2 years
- 3 Lifetime ban from entering shows
- 4 Lifetime ban from IKGH membership
- 2 [A banned person will not be allowed to show their fish by another person.](#)



I · K · G · H

§ 11.6

Disqualification is only enforced for serious offences.

The following is a list of what is considered to be 'serious offence' for which disqualification can occur. The list is not intended as being exhaustive and other subjects of complaint will be assessed for their severity by the President and vice presidents.

- 1 Same conditions for all entries.
- 2 One entry of guppies per tank.
- 3 Illumination of the whole display is the same with no direct sunlight on the tanks.
- 4 The background colour of show equipment should be dark blue or black. Every tank in the exhibition shall have the same background colour.
- 5 Acceptable water qualities for guppies (well being of the fishes)
- 6 The quantity of participants can not be limited.
- 7 Judging shall be based upon the latest version of the IHS. (High-breed International Standards).
- 8 Every organiser of a EC show or other International Guppy Show shall ensure that five IKGH judges will judge every entry.
- 9 Not more than two judges from one country shall be allowed
- 10 A maximum of two judges shall be employed from any one club or any one country
- 11 Display and judge every entry from a breeder
- 12 The minimum requirements in accordance with 1.2a for EC shows, shall be supervised by the International Observer, confirmed in writing and signed by the International Observer and given to the show manager
- 13 Cheating or prejudicial / influencing behaviour by a club, competitor, judge or International Observer.

§ 11.7

The IKGH organisation and its members cannot tolerate rude, insulting, disrespectful, prejudicial, bullying, deliberately misleading, antagonistic, hostile or offensive behaviour or communication, whether written or spoken or implied, in any way. Any individual who brings the IKGH into disrepute at any time (i.e. not necessarily at an EC show), is subject to the disciplinary procedure after scrutiny and investigation is reviewed by the President and Vice Presidents, who must then agree a unanimous decision before proceeding.

If someone establishes that the rules are not achieved, the member club must report this to the IKGH and the organizing club within 1 week of the occurrence.

The IKGH must notify the individual and his club within 1 week.

The individual must respond within 1 week.

The IKGH must investigate and discuss between the President and Vice Presidents before 2 weeks after notifying the individual and his club.



I · K · G · H

Only if there is full agreement between the President and Vice Presidents the matter will proceed, by:

- A
 - 1 Informing the accused of all communication and allowing 1 week for a final written response, then:
 - 2 Informing all the IKGH members.
 - 3 Providing of all evidence in support of the accusation and in support for the defense together, with any final response from the accused.
 - 4 Proposing punishment from the list of possible punishments.

Members then must respond within 2 weeks with a vote.

- B If the investigation determines that the accused admits his guilt then the proposed punishment can be accepted without a vote but the membership must be informed.

1 Possible punishments: (more than one punishment can be enforced)

- 1 Judges and international Observer:
 - 1 Give a warning
 - 2 Not able to judge / observe for 2 years
 - 3 Lifetime ban of judging / observer
 - 4 Lifetime ban from participation in the IKGH

- 2 Competitors / individuals
 - 1 Give a warning
 - 2 Not able to enter shows for 2 years
 - 3 Lifetime ban from entering shows
 - 4 Lifetime ban from IKGH membership

- 2 A banned person will not be allowed to show their fish by another person.

§ 12.1 For votes in accordance with 11, a simple majority of the responding membership will win.

§ 12.2 The vote is determined by the regulations of the IKGH.



I · K · G · H

213

Supplement 5

Invitation Example

INVITATION TO THE INTERNATIONAL GUPPY-SHOW
OF - name of the association

Date
Place
Opening times
Delivery date for the fishes
Delivery address for the fishes
Nearest railway station
Nearest airport
Contact person
Last contact date.

Guidelines:

1. The show must conform to the principles of the IKGH for organising an EC show and other international Guppy Shows.
2. Equipment
Tanks
Light
Water quality
Background.
3. Trophies and awards.
4. By entering into the competition, participants fully agree all guidelines of the show.

Signed

Position

Date



I · K · G · H

IKGH International Observer Form

Date.....		Club.....
-----------	--	-----------

International	TRIO / PAIRS show
1 Judge.....	Club..... Country.....
2 Judge.....	Club..... Country.....
3 Judge.....	Club..... Country.....
4 Judge.....	Club..... Country.....
5 Judge.....	Club..... Country.....

Suppliment 4 ref. Number		Description	YES conforms to rules	NO Does not conform to the rules	Don't Know	Comments
§ 1.2a	1	Same conditions for all entries.				
	2	One entry of guppies per tank.				
	3	Air flow in the exhibition tanks.				
	4	Illumination of the whole display is the same, one must prevent direct sunlight on the tanks				
	5	All glass tanks.				
	6	Glass lids to the display aquariums.				
	7	The background colour of show equipment must be dark blue or black. Every tank in the exhibition must have the same background colour.				
	8	The water temperature must be at least 22°C (71.6°F).				
	9	Illumination from above / in front must be 45 degrees.				
	10a	During the Judging clear coding				
	10b	During the Judging no noise				
	10c	During the Judging the guppy show display is closed for all people – only judges and the show manager are allowed to enter.				
	11	Tanksize 10 – 12 litre				



I · K · G · H

	12	Little plants may or may not be placed in the aquariums.				
	13	Acceptable water qualities for guppies (wellbeing of the fishes).				
	14	Water values for dH and pH must be announced in the invitation.				
	15	Equalize water temperature before letting fishes into the tanks.				
	16	During the judging only 3 fishes must be in the tank. Any additional fish must be taken out by the Show Manager.				
	17	A standard form must be completed and presented with all entries at an IKGH show.				
		1 One form per breeder (ie forms not to be shared by more than one breeder)				
		2 The form should state the breeders name, country, club and state each guppy description of tail shape and colour preferably with the IKGH codes				
		3 The form should state that the breeder accepts all rules and requirements of the host club and the IKGH and should be signed.				
	18	Use tank labels for visitors that include: name, country, society, standard, body colour, cover colour, rank/place and points awarded.				
	19	1 A list of Judges who have accepted an invitation to judge a European Championship show must be published via the IKGH a minimum of 2 weeks before the judging day of the show. The actual judges may still change before the event and the selection must comply with the IKGH rules.				
		2 Any trainee judge must be included with the list of the show judges when it is published (a minimum of 2 weeks before the show)				



I · K · G · H

	20	No photography is allowed in the show room before judging is finished.				
	21	please list any trainee judges, their club and country in the comments at the end				
	22	All tanks reused following the death of an occupant must be disinfected cleaned and dried before refilling with prepared water to accept new occupants.				
	23	1 Photographic evidence must be taken of dead guppies.				
		This must not be done during the judging.				
		2 Dead and disqualified entries must be included in the total number of entries and the number of entries per club, but in addition "number of Dead" and "number of disqualified" must be listed as part of the show report summary page. A separate report page must detail reasons for disqualification and death (if known).				
		3 A standard form (see supplement 5) must be used, signed and submitted together with the International Observer form, to record details of all dead guppies. It must be completed by the show manager and signed by the International Observer				
§ 1.6		The quantity of participants cannot be limited.				
§ 1.7	1	The organiser may limit the number of guppy entries per participant.				
	2	Any limitation must be stated and confirmed on the announcement and invitation, and not indicated only as a possibility.				
§ 1.8		New arrival guppies may be included in the competition after the judgement has started at the discretion of the show organizer providing that there is no disturbance to the judges.				



I · K · G · H

	1b)	Free provision of all-day meals for 1 persons for 2 days or a full day meal allowance for 1 person for 2 days according to the legislation in force in the country of the show organiser.				
	5	Not more than two judges from one country are allowed. If during the show a judge is unable to continue, a judge of the organising association may take his place.				
	6	A maximum of two judges must be employed from any one club or any one country.				
	7	A judge can only represent one club.				
§ 4.3		The judges must be included on the result list by their full name.				
§ 4.5		The organiser must ensure that the same tank sizes and illumination are used throughout the show (e.g. by shielding from direct daylight) and the details of the tank lighting must be announced in the invitation.				
§ 5.1		The organiser of an European Championship Show or other international guppy show must:				
	1	Take care of the show fish and ensure their good welfare.				
	2	Display and judge every entry from a breeder.				
	3	Issue a certificate for participants through the membership association, detailing every entry with the standard, body and cover colour, as well as the result place and points achieved.				
	4	The official results must be issued to every participating association as well as the IKGH within 4 weeks after the opening day of the show.				
	5	European Championship show organisers must issue a separate list containing the best results of each participant for each of the three Categories (Broad tails, Sword tails and Short tails).				



I · K · G · H

Standard entry form

GUPPY SHOW ENTRY FORM		DATE	
Name of organising Club			
Country			
Location of show			
Breeders Name			
Breeders Club			
Breeders Country			
Entry	returned to breeder after show	Description	IKGH Code
1			
2			
3			
4			
5			
6			
7			
8			
9			
10			
11			
12			
I confirm that I accept the rules of the show and the IKGH and that the entries have been bred and raised by me			
Signed			Date



214 **Supplement 6**

IKGH rules / House rules

- 1.0 1 Scope.
 - 2 The International Congress for Guppy High-Breeding (IKGH) is a collaboration of Guppy breeding associations. The collaboration has reference to:
 - 3 The evolvement and further development of show rules for guppy high breeds;
 - 4 The formulating of rules for the organising of International Guppy Shows and the European Championship shows and other international shows;
 - 5 The coordination of affairs, that are relevant to the aforementioned activities.
 - 6 The rules also regulate the practices.
- 2.0 Membership of IKGH
 - 2.1 1 Members of IKGH must be:
 - 1 Associations or clubs that have more than 1 member and are open to new membership.
 - 2 Associations who are exclusive to guppy breeding or keeping.
 - 3 Associations who have special departments for guppy breeding or keeping.
 - 2 A written statement signed by the president, and/or chairman of the association is required.
 - 3 This statement is to be delivered to the president of the IKGH.
 - 4 The statement confirms that the members must use the latest version of the IKGH rules.
- 2.2 1 The members of the associations are represented in the IKGH by their President or Chairman.
 - 2 If associations have separate departments for guppy breeding, then the president or chairman of the guppy department will be the representative to the IKGH.



I · K · G · H

- 3 A temporary delegate to represent the association can be named.
- 2.3
- 1 Association membership will be terminated with a written resignation or by a vote at an IKGH meeting with a 2/3 majority.
 - 2
 - 1 Any club or member of the IKGH who does not pay membership fees for two years in succession will automatically cease to be a member of the IKGH
 - 2 Reapplication (within the next 12 months) by a club or member who has lost their membership through none payment must pay the full payment of membership fee, including the two years due before membership was withdrawn, before membership can be reinstated.
 - 3 If a new club applies for membership and is predominantly a club that has had IKGH membership withdrawn for any reason (with the same name or different name) then it should be considered as being the original club by the IKGH and membership refused.
 - 4 The President of the IKGH has the right to refuse any application for membership provided that a unanimous decision is shared with the two Vice Presidents
- 3.0 Management of the IKGH
- 3.1
- 1 The IKGH must be managed by the President and his two Vice Presidents.
 - 2 The IKGH President and the Vice Presidents are elected by the association member's representatives with a simple majority of the responding membership, and this for a two year period.
 - 3 The President must be on office for a term of 2 years.
 - 4 The election of an IKGH President can be done by e-mail.
 - 5 A committee of board Members can also be elected at the same time.
 - 6 The voting and election of a President should be organised and administered by the Vice presidents.
- 3.2 Should the President resign or should there be a long absence of the president, then one of the Vice Presidents must become the acting President.
- 4.0 Responsibility of the President:
- 4.1
- 1 The President receives all information intended for the IKGH and must distribute it through the IKGH notes.



I · K · G · H

- 2 This may be show dates, requests or questions from association members.
- 3 The notes must be sent by e-mail.
- 4 Should notes be required to be sent by post for any association then the association must inform the IKGH.
- 4.2 1 The President receives written proposals from the members and organises a vote.
 - 2 The voting must be done in writing.
 - 3 For clarification: "of the votes brought out" must be interpreted as all votes that are cast, for which the clubs do not have to be present and must include all votes written and sent, made by proxy via another club or made by a club representative in person.
- 4.3 The President must arrange IKGH meetings.
- 4.4 The President must organise the EC to comply with the EC principles for guppy breeding.
- 4.5 1 The President must administer resources which are at the disposal for work of the IKGH.
 - 2 The President must present a summary of receipts and expenditures of the preceding year by the 31st March of the following year to all member clubs.
 - 3 A Treasurer Officer for the IKGH can be used to complete the preparation and administration of accountancy work required.
 - 4 This person must be approved by the IKGH board.
- 4.6 The President and the Vice Presidents must share the work required for the management of the IKGH.
- 4.7 The President and his Vice Presidents can allocate extra shows for the EC, and any extra shows must conform to the EC principles of Supplement 4 item § 2.2.
- 5.0 IKGH Meetings and decision process.
 - 5.1 1 The IKGH must arrange a members meeting every four years, that will be organised by one of the IKGH members.



I · K · G · H

- 2 At the meeting the president must confirm the changes to the IKGH rules, confirm activities and developments that have taken place over the previous 4 years and also give advice for future activities and development of the IKGH.
- 5.2
 - 1 The meeting must determine changes for the next 4 year period.
 - 2 In principle this has reference primarily to the International High-Breeding Standard (IHS) and all of the supplements.
- 5.3
 - 1 The organisation of an IKGH meeting must be announced to the members at least 4 months before the meeting.
 - 2 The final invitation to the member association representatives must include the exact date, place and agenda and shall be announced 2 months before the meeting.
- 5.4 Items for the agenda (proposals for discussion and proposals for voting) must be conveyed to the IKGH at least 3 months before the meeting.
- 5.5
 - 1 During voting, each country has six votes, irrespective of the number of members. If there is more than one association from a single country then the votes must be equally divided to each of the associations of that country.
 - 2 Every association must express their opinion, even by abstention.
 - 3 Should the situation arise, information will be discontinued.
 - 4 Voting must be won with a 2/3 majority of the responding membership.
 - 5 Transferring of votes by an absent association to another association from the same country is only authorised if a written confirmation of the transfer is presented at the meeting.
 - 6 Transferring voting right from one country to another is prohibited.
 - 7 The voting right can only be transferred through the IKGH.
 - 8 Transferring of the votes must be confirmed at the beginning of the IKGH meeting.
- 5.6 The decisions of the IKGH meetings must be recorded in the minutes.



I · K · G · H

- 5.7 1 The current IKGH rules, including the latest version of the IHS, must be 'published' with all amendments and alterations made at the IKGH congress by 31st March prior to the show season.
- 2 The latest version must be presented in English language and then all translations must be in accordance to the English version (master copy).
- 6.0 Financial warranty of IKGH activities
- 6.1 1 The IKGH members pay an annual fee towards IKGH activities and expenses.
- 2 The payment is due at the latest by January 31st of that year.
- 6.1a 1 The annual fee is required by January 31st or later when this is agreed between the association and the president of the IKGH.
- 2 This agreement is only valid for 1 year.
- 6.1b If fees are not received for one year or more, contributions paid are for the oldest period that have not been paid for.
- 6.1c 1 For associations that have not paid the IKGH annual fee, in accordance with 6.1a, three months after the due date, information from the IKGH, in accordance with supplement 6, section 4.1 will be discontinued.
- 2 Further more, the voting right according to supplement 6 (4.1 and 5.5) will be lost.
- 6.1d An EC show may only be allocated by the IKGH to the associations which have paid the IKGH membership fee the year before the show takes place.
- 6.1e If full payment of the IKGH annual fee is paid in accordance with 6.1a and 6.1b, the former rights of the association will be restored.
- 6.2 1 Based on past experience, the President determines the cost of membership to cover annual costs and expenses required for the IKGH.
- 2 The least fee per voice (in accordance with 5.5), is 10.00 €.
Note: 2019 Membership fee is again confirmed as 60.00 Euro per country.
The fee must be equally shared by the number of clubs in each country.
If there are 7 or more clubs in one country then they will pay the minimum fee of 10 Euro each.



- 7.0 Excluding responsibility.
- 7.1 The IKGH is not responsible for the actions of its members.
- 8.0 Discontinuation of the IKGH.
- 8.1 If there are less than 2 members then the IKGH must be terminated.
- 8.2 The residual assets of the IKGH must be divided equally by the current association members, if the IKGH is terminated.
- 8.3 The website of the IKGH must include :
 - 1 An up to date list of the IHS rules.
 - 2 An up to date list of the IKGH Presidents, past and current.
 - 3 An up to date list of the past European Championship winners.

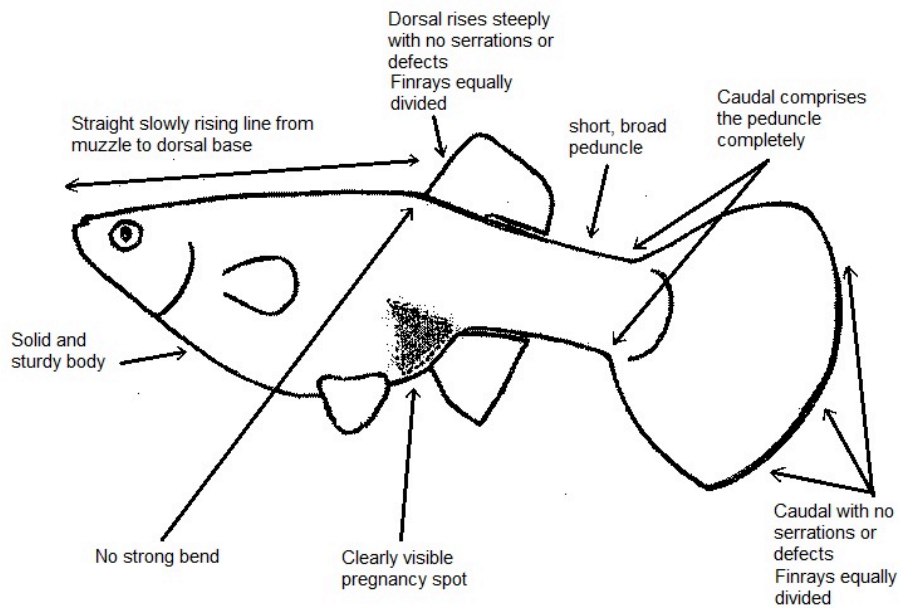


215 **Supplement 7**

Principles for execution of the Europe championship and international displays of the Guppy Pairs

- 1 For the execution of the European Championship and International Shows for Guppy Pairs, the "International High-Breeding Standard" must be used (IHS) inclusive of its supplements 1 to 6 with additional supplements and future determinations and changes.
- 2 A show, that counts as an EC Guppy Pairs Show or International Show for Guppy Pairs, may or may not be a part of an EC Trio Show or International Show for Guppy Trios.
 - 3 1 There must be at least two weeks between shows.
 - 2 This separation is required for EC shows.
 - 3 This separation is required between Pairs Shows and Trio Shows, for all EC shows and International shows.
- 4 In the event of poor interest in EC Guppy Pairs shows, there must be a minimum of two shows per year.
- 5 A complete entry is a pair of guppies (one male and one female).
- 6 The male of the entry is individually assessed in accordance with the valid IHS by all 5 judges.

Principles for execution of the Europe championship and international display of the Guppy Pairs - Assessment of Female guppy and matching



The acknowledged standards are to be judged according to the following special evaluation characteristics and definitions:

1 Female assessment

- 1 The male can achieve a maximum of 100 points.
- 2 The female can achieve an additional 10 points for individual criteria.
- 3 The entire score can achieve a maximum of 110 points.
- 4 Female point evaluation

Size	3 points
Form	3 points
Matching	2 points
Vitality	2 points
 Total	 10 points



I · K · G · H

Indication of point allocation for Size and Matching:

Exceptional	3 points
Good	2 points
Bad	1 point
Very bad	0 points

Indication of point allocation for Matching and Vitality:

Exceptional	2 points
Good	1 point
Bad	0 points

Fins are considered as part of the 'Form'
Colour is considered as part of the 'Matching'

5 Size

- 1 The body is the starting point and point of reference for the evaluation of the other criteria.
- 2 The body length is measured from the muzzle to the point where the caudal fin begins. And must be proportional to the body length of the male. The ideal length for the body $\frac{3}{2}$ of the length of the male (male length plus 50%)

6 Shape / Form

- 1 The body shape must be robust but graceful.
- 2 The base of the dorsal fin must be exactly in the middle of the body.
- 3 The top of the body must form a straight line from the muzzle to the base of the dorsal fin.
- 4 The pregnancy spot must be clearly visible.
- 5 The peduncle is strong and sturdy, but not too broad.
- 6 The dorsal fin rises steeply in the beginning and can be rounded off or pointed at the end. The fin rays are equally divided and straight. The dorsal fin should be similar to the dorsal fin of the male according to the standard, but may be smaller.
- 7 Size and form of the caudal fin can differ from strain to strain and several different ideal shapes can be true matches for the male, and therefore can be difficult to evaluate.
- 8 Important are the fin characteristics that are inherited by the males, like e.g. a cleaved fin or strong serrations or defects. Important is also that the caudal fin comprises the peduncle completely. The fin rays leave fan-shaped from the peduncle end and are equally divided.



I · K · G · H

9 Examples of defects in the body form

Lumpishness / bulging
Caudal peduncle too broad / too thin
Body too flat (if it looks emaciated)
Round back / no straight line muzzle-dorsal
The pregnancy spot is not clearly visible
Body length not proportional to the male
Strong bend

Disease or abnormalities like humpback, hollow back, curvature of the vertebral column etc. lead to disqualification of the entry.

10 Examples of defects in the dorsal

Not steeply rising at the beginning
Fin rays are not equally divided
Strong serrations or defects
Dorsal shape not matching the ideal male dorsal shape

11 Examples of defects in the tail

Cleaved fin, strong serrations or defects
Not or badly comprising the peduncle end
Fin rays are not fan-shaped
Fin rays are not equally divided
Caudal shape not matching the ideal male dorsal shape

7 **Matching**

- 1 Colour and form is valued together with size harmony.
- 2 The ideal size ratio between a male and a female guppy is 2:3.
No points are deducted for size if there are larger or oversize females
- 3 The entry is disqualified if it is not evidently a true pair (e.g. different body colour or form). Also sick or disfigured individual fish result in the entry being disqualified.
- 4 There are several examples where an entry of pairs is disqualified for not matching (eg different base colours, blue & red grass mix, female not showing 1/2 black etc). Should the tail or dorsal shape not match visually the set can not be disqualified, but may result in down pointing for matching.

8 **Vitality**

The guppy must be free swimming and active, and not sulking or hiding on the bottom